



Pool copings and paving



Introduction

Established in 1946 and with five modern factories strategically located across Europe, Weser has both the scale and experience to deliver total customer satisfaction.

Weser's comprehensive range of swimming pool copings, paving and balustrade is produced from fine reconstructed natural stone to give a stunning array of colours and textures. Our innovative dry-cast units – Aquitaine, Perigord & Deco – have intrinsic anti-slip properties stemming from surface textures resembling natural stone. And for the traditionalists we offer our classic wet-cast finishes – Sennen & Bergerac – both hardwearing and robust. Quality is superb.

Whichever beautifully crafted Weser product you choose, you can be confident that your purchase is backed by more than 60 years' experience in the Cast Stone Industry.



Contents

Dry-cast

Aquitaine pool copings p 3-4

Perigord pool copings p 5-6

Deco pool copings p 7-8

Atlantic paving p 9-10

Wet-cast

Bergerac pool copings
& paving p 11-12

Sennen pool copings p 13-14

Misc


Atlantic Balustrade &
Roman Columns p 15-16

Technical information p 17-18

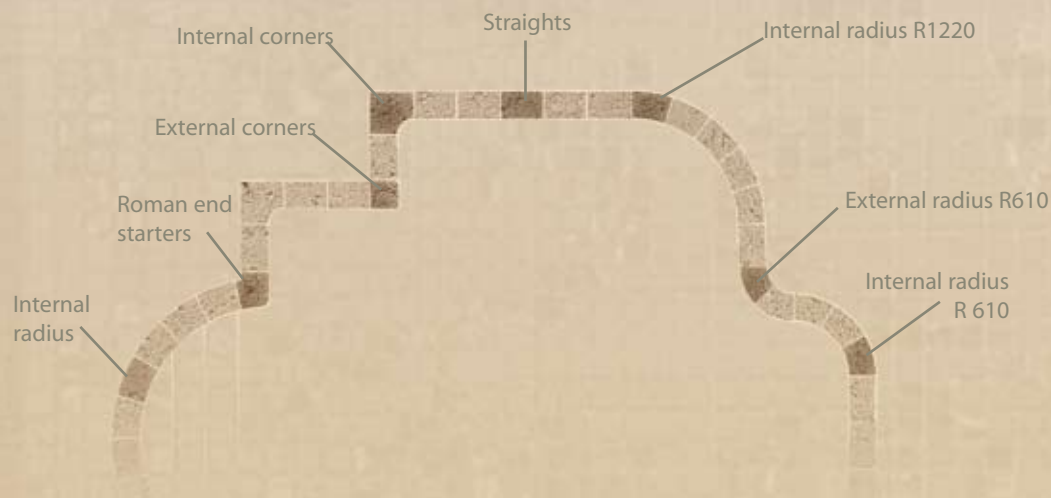
Aquitaine Pool copings

Our most popular design, the Aquitaine is a 13" dry-cast coping in an elegant traditional section.

Used together with our matching Atlantic paving, this product offers excellent anti-slip characteristics making it ideal for situations where children will be present.



Colours : Bathstone
Portland






● **Aquitaine pool copings** Size (mm)

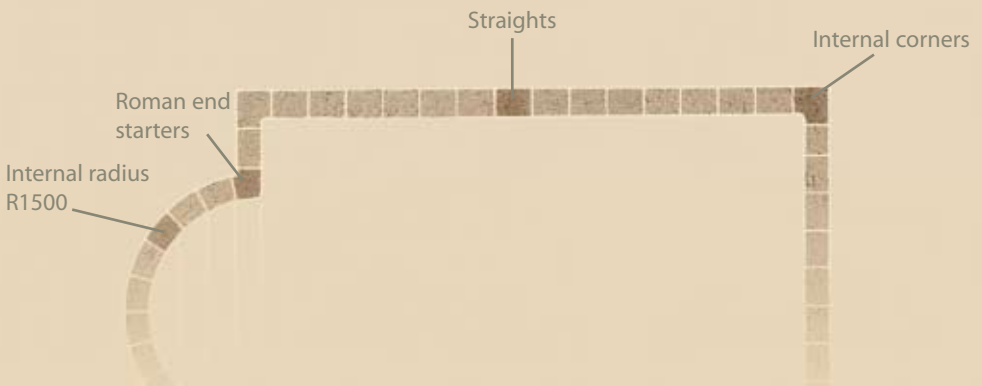
Straights 500mm Long	500 x 330
Internal corners	500 x 500 x 330
External corners	330 x 330
Internal radius R610	480 x 330
Internal radius R1220	470 x 330
Internal radius R1500	490 x 330
Internal radius R1750	490 x 330
Internal radius R2000	500 x 330
Internal radius R2500	500 x 330
Internal radius R3000	500 x 330
Internal radius R4000	500 x 330
External radius R610	480 x 330
Roman end starters	400 x 400

Perigord Pool copings

The Perigord is a 9" flat coping often used on smaller pools. Produced in dry-cast finish this attractive coping benefits from the Weser anti-slip surface texture. Perigord is frequently used with our Atlantic anti-slip paving to give a stunningly coordinated pool surround.



Colours : Bathstone
Portland






● **Perigord pool copings** Size (mm)



Straights 500mm Long	500 x 225 x 40
Internal corners	400 x 400 x 225
Internal radius R1500	480 x 225
Roman end starters	265 x 265


Deco

Pool copings

With its unusual scalloped profile the 11½" Deco dry-cast coping offers an individual and eye-catching design. In Bath stone colour, when used alongside our matching Atlantic paving, this stylish coping brings a truly Mediterranean flavour to any swimming pool project.



Colours : Bathstone 
Portland 





● Deco pool copings

Size (mm)

Straights 500mm Long	500 x 290
Internal corners	430 x 430 x 290
Internal radius R1500	480 x 290
Roman end starters	330 x 330



Atlantic Paving

When used in conjunction with our dry-cast pool copings the Atlantic Paving creates a stunningly coordinated effect. Poolside safety is of paramount importance and even when wet this paving offers superior anti-slip properties ; consequently our Atlantic paving proves popular at public pools and campsites as well as on domestic swimming pool developments.



Colours : Bathstone
Portland



● Straight joints



● Staggered joints



● **Aquitaine Paving**

Size (mm)

Anti-slip paving

500 x 500

Thickness : 35mm




Bergerac


Pool copings

and paving

The 12" Bergerac is our most luxurious pool coping and simply oozes Mediterranean style, especially when used alongside the matching paving and frieze. Using genuine French materials, these copings re-create the textures and warm shades of weathered French limestone.



Colours : Champagne





● **Bergerac pool copings** Size (mm)

Straight 495mm long	495 x 310
Internal corner	495 x 495 x 310
Internal radius R1500	480 x 310
Roman end starters	400 x 400

● **Bergerac pool paving**

Size : 495 x 495mm
 Thickness : 32mm

Sennen

Pool copings




Colour : White



The Sennen is a traditionally profiled wet-cast coping in a 12" width. With its smooth finish and clean lines, this coping offers the classic colour and styling that remains ever popular in the UK swimming pool market.





Straights 500mm Long	500 x 305
Internal corners	500 x 500 x 305
Roman end starters	330 x 330
Internal radius R1500	400 x 305



Atlantic Balustrades and Roman Columns



With a surface finish almost indistinguishable from natural stone, Weser's elegant balustrade creates a dramatic backdrop to both swimming pools and patios. The ingenious modular design facilitates easy assembly by tradesmen or DIY enthusiasts alike.

Colours : Bathstone
Portland





Roman Columns

● Atlantic balustrade

Size (mm)

Royan baluster 590 x 160 x 160

Soulac baluster 730 x 160 x 160

Arcachon baluster 360 x 140 x 140

Atlantic coping/plinth 80 x 495 x 245

Flat top pillar cap 80 x 325 x 325

Pilar block 167 x 250 x 250

Stair cube 200 x 160 x 160

Fixings dowels -

Jointing Mix

Weser-Mix JM 15kg


Technical Information

Laying paving

There are several techniques for laying paving. To be in accordance with building regulations, however, paving must be laid on a concrete screed with lean mortar.

The ground must be cleared of topsoil, levelled and consolidated and drained if necessary before being compacted. If necessary, lay and compact crushed stone. Never lay paving on a recent or uncompacted backfill.

Pour a concrete screed 8 to 12 cm thick on firm ground, using 300 kg of cement per cu. m, with steel lacing reinforcement.



- The concrete screed must have a 1:100 to 1:50 slope to drain rainwater in the desired direction.
- Leave expansion joints between the slabs, and alongside the pool and all buildings.
- Wait until the screed has fully hardened before laying the paving.
- Lay Weser paving on at least 3 cm of lean mortar, using 250 kg of OPC cement per cu. m of 0/5 mm dry sand (do not use other types of cement or products containing lime). The mortar must be levelled with a straight-edge between reference points to give it a regular surface, and then sprinkled with fixing cement.
- Dampen slightly the underside of the paving before laying, but do not soak it. Work from the paving already laid.
- Tamp the paving into place with a wooden block. The paving must have a slope of 1:100 to 1:50 to drain rainwater.

Laying pool copings

- Coping elements must be laid and fixed on an underlying base wide enough for stability.
- They must be laid on lean mortar sprinkled with fixing cement, like the paving.

Joints

- We do not recommend laying paving to touch edge to edge.
- To be in accordance with technical recommendations, the paving should be laid with 10 mm joints filled with firm mortar. The best solution is to use Weser-Mix JL mortar available in Bathstone and Portland, giving joints a similar colour to the paving and the coping.
- The joints must be filled very carefully using a small trowel or cartridge gun, at least 24 hours after laying the paving. Never grout the joints. To avoid staining the paving, clean off any excess mortar with clean water and a sponge.

Extra advice

For good results, we recommend that you mix stones from several pallets. As the paving and coping are made from natural materials, some slight colour variations are possible, depending on the batches of raw materials we receive.

The lime contained in hydraulic cement may under certain circumstances give rise to some efflorescence during hardening (usually whitish rings and marks of calcium carbonate and lime). This natural phenomenon fades or even disappears completely with time, especially in the presence of rainwater.

In all cases, any complaints concerning the aspect of any products must be made before the paving or pool copings are laid. Moreover, the guarantee is limited to the replacement of products found to be defective; it excludes all costs of removing or laying.

Cleaning and protection

Weser have developed and tested a range of products to clean and protect paving. For further details, please consult the technical instructions for each product. Just like natural stone, paving and pool copings made of reconstructed stone need to be cleaned regularly to keep their original appearance. However, as they are made with natural materials, some weathering is normal with time.

Weser Mix



Weser Mix-JL
25Kg

Weser Mix-JM
15Kg

Available in 2 different colours, this ready-mixed jointing mortar includes all ingredients, except water, to effortlessly produce magnificent colour-matched joints.



Bathstone



Portland

Pool copings

and paving

UK distributor :
Addstone (UK) Limited
Tel : 01785 878 402
Fax : 01785 819 958
www.addstone.co.uk
sales@addstone.co.uk

WESER S.A.
F. 37130 Mazières-de-Touraine
Internet : www.weser.co.uk



Because they are made with natural aggregates, these products may vary slightly in colour. Such differences are normal and may not be considered a cause for complaint. All concrete products may suffer from the temporary phenomenon of efflorescence. This is not detrimental to the product performance and Weser cannot be held responsible for its occurrence. Weser reserves the right to modify its products without notice. Colours reproduced in this leaflet are intended as a guide only.